

Howell 1-Piece Reduced Port Ball Valve

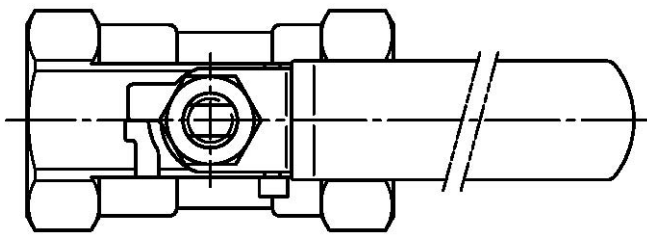
SPECIFICATIONS:

- Stainless Steel Body
- Reduced Port Design, 1000 PSI
- Threaded Ends
- Blowout Proof Stem for Safety
- Sturdy one piece body
 - Minimize potential leak paths
- Locking Lever Handle
 - Ability to lock valve in open or closed position.
- Material Traceability
- Size Range: 1/4" to 2"



STANDARDS:

CRN Registered
 Conforms to MSS SP-110
 NACE – MR0175
 EN1024 – DIN 50-049-3.1B
 CE Approved for Europe
 Valve Testing – API 598, MSS SP 61



HOW TO ORDER:

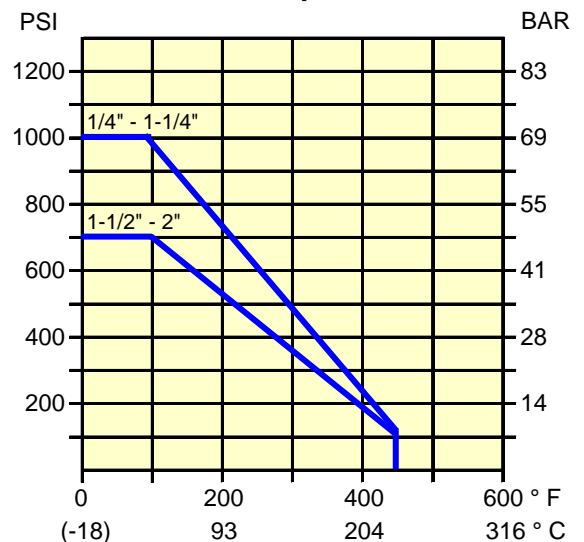
Series - **Body** - **Ends** - **Seat** - **Size**
 H1 - SS - IP - R - RPTFE *
 T - PTFE

* RPTFE Seats are Standard

Sample Description and Part# :

H1-SS-IP-R-112
 H1 1PC SS IP RPTFE RP BALL 1-1/2"

Pressure & Temperature Chart





SERIES H1 One Piece

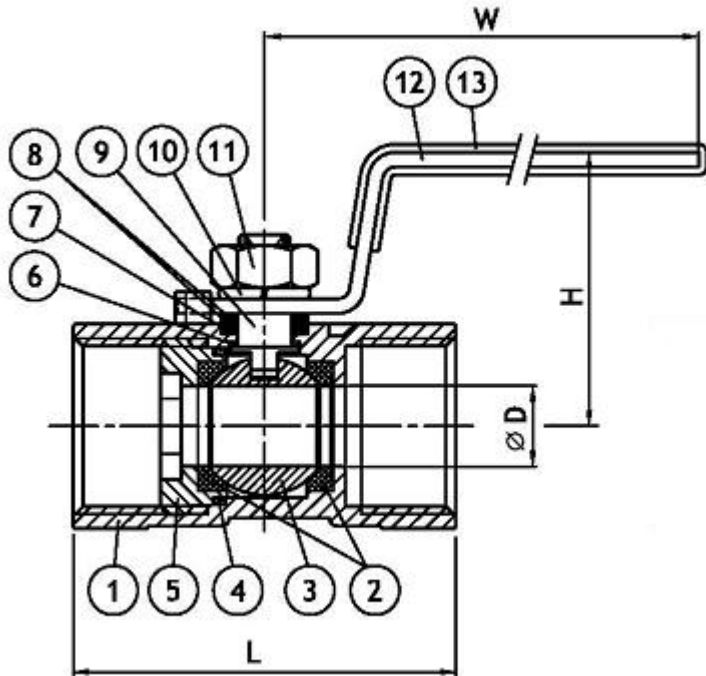
MATERIALS LIST:

Item	Part	For Stainless Steel Valve	Qty
1	Body	ASTM A351 CF8M	1
2	Seat	RPTFE	2
3	Ball	ASTM A351 CF8M	1
4	Joint Gasket	RPTFE	1
5	Body Insert	ASTM A351 CF8M	1
6	Thrust Washer	R-PTFE	1
7	Stem Packing	R-PTFE	1
8	Washer	304 SS	2
9	Stem	316 SS	1
10	Spring Washer	304 SS	1
11	Stem Nut	304 SS	1
12	Handle	304 SS	1
13	Handle Grip	Vinyl	1
14	Locking Device	304 SS	1

DIMENSIONS:

SIZE	D	E	H	L	W
1/4"	5	17	33.0	39	70
3/8"	7	21	36	44	80
1/2"	9	25	40	58	95
3/4"	12.5	32	45	59	95
1"	15	38	46	71	112
1-1/4"	20	48	50	78	112
1-1/2"	25	52.5	55	83	135
2"	32	65	65	100	135

Unit:MM



Estimated Cv Values

Size	Cv Value
1/4"	2
3/8"	4
1/2"	5
3/4"	8
1"	15
1-1/4"	33
1-1/2"	40
2"	70

Valve Weights

Size	(KG)	(LB)
1/4"	0.1	0.2
3/8"	0.1	0.3
1/2"	0.2	0.4
3/4"	0.3	0.6
1"	0.4	1.0
1-1/4"	0.7	1.5
1-1/2"	0.8	1.8
2"	1.3	3.0

Howell reserves the right to alter design specifications without notice.